


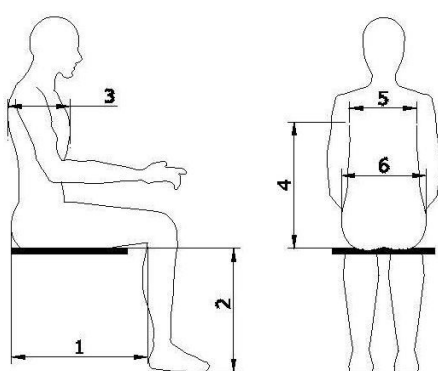
Order ☐ Quotation ☐

Invoicing Details	Shipping Details
Company name: _____ Delivery date required: ____/____/____ Delivery address: _____ P. Code.: _____ Town: _____ Tel.: _____ Fax: _____ # Order: _____ Date of the Order: ____/____/____	Ship to: _____ _____ CUSTOMER STAMP AND SIGNATURE

Pro Medicare srl grants **24 months** warranty on production defects from the date of the first put into service and **12 months** on covers and components subjected to wearing. Warranty is void if the product is used in any other way than stated in the Instruction Manual.

Note: Any request for variation in dimensions, materials and type compared to the standard does not have **CE** marking, therefore the professional user becomes the manufacturer and has the obligation to draw up the technical documentation of the device.

Images are purely illustrative and may not fully reflect reality.

Ermes Standard Configuration																												
<ul style="list-style-type: none"> • Seat adjustable in width, depth also asymmetrically in adduction and abduction • Kit of inserts for a customised positioning of the pelvis • Reclining and height adjustable backrest • Kit of inserts for a customised positioning of the trunk • Multi-adjustable and removable containment and positioning kit: <ul style="list-style-type: none"> – pelvis (adjustable in width, depth, height, adduction/abduction) – arm support (adjustable in width, depth, height, angle, intra/extra rotation) 																												
Sizes of the user																												
	<table border="1"> <tbody> <tr> <td>1 RH</td> <td>depth of the seat RH</td> <td>_____</td> </tr> <tr> <td>1 LH</td> <td>depth of the seat LH</td> <td>_____</td> </tr> <tr> <td>2 RH</td> <td>length of the leg RH</td> <td>_____</td> </tr> <tr> <td>2 LH</td> <td>length of the leg LH</td> <td>_____</td> </tr> <tr> <td>3 RH</td> <td>depth of the thorax RH</td> <td>_____</td> </tr> <tr> <td>3 LH</td> <td>depth of the thorax LH</td> <td>_____</td> </tr> <tr> <td>4</td> <td>height of the shoulders from the seat plane</td> <td>_____</td> </tr> <tr> <td>5</td> <td>width of the thorax</td> <td>_____</td> </tr> <tr> <td>6</td> <td>width of the pelvis</td> <td>_____</td> </tr> </tbody> </table>	1 RH	depth of the seat RH	_____	1 LH	depth of the seat LH	_____	2 RH	length of the leg RH	_____	2 LH	length of the leg LH	_____	3 RH	depth of the thorax RH	_____	3 LH	depth of the thorax LH	_____	4	height of the shoulders from the seat plane	_____	5	width of the thorax	_____	6	width of the pelvis	_____
	1 RH	depth of the seat RH	_____																									
	1 LH	depth of the seat LH	_____																									
	2 RH	length of the leg RH	_____																									
	2 LH	length of the leg LH	_____																									
	3 RH	depth of the thorax RH	_____																									
	3 LH	depth of the thorax LH	_____																									
4	height of the shoulders from the seat plane	_____																										
5	width of the thorax	_____																										
6	width of the pelvis	_____																										
Ermes																												
<table border="0"> <tbody> <tr> <td><input type="radio"/> size 2</td> <td>color</td> <td><input type="radio"/> blue/grey</td> <td><input type="radio"/> fuchsia/grey</td> </tr> <tr> <td><input type="radio"/> size 3</td> <td>color</td> <td><input type="radio"/> blue/grey</td> <td><input type="radio"/> fuchsia/grey</td> </tr> <tr> <td><input type="radio"/> size 4</td> <td>color</td> <td><input type="radio"/> wine/grey</td> <td></td> </tr> </tbody> </table>		<input type="radio"/> size 2	color	<input type="radio"/> blue/grey	<input type="radio"/> fuchsia/grey	<input type="radio"/> size 3	color	<input type="radio"/> blue/grey	<input type="radio"/> fuchsia/grey	<input type="radio"/> size 4	color	<input type="radio"/> wine/grey																
<input type="radio"/> size 2	color	<input type="radio"/> blue/grey	<input type="radio"/> fuchsia/grey																									
<input type="radio"/> size 3	color	<input type="radio"/> blue/grey	<input type="radio"/> fuchsia/grey																									
<input type="radio"/> size 4	color	<input type="radio"/> wine/grey																										
Note: <input type="radio"/> = optional without up-charge <input type="checkbox"/> = optional with up-charge																												

Type of the seat

- ☐ **MIDI Seat**
lateral/anterior control
(standard configuration)



- ☐ **DEEP Seat**
total control (PTS)
optional without
up-charge



- ☐ **Greater closure of the seat-backrest angle ($\pm 5^\circ$)**

Thoracic Supports

- ☐ **Flat pads**

	Size (cm)	1	2	3	4
	H	7	7	8	10
	L	7.5	8.5	10	12

Side	Size	Bracket type*	Bracket shape
<input type="checkbox"/> RH		<input type="checkbox"/> Fixed <input type="checkbox"/> Swing-Away	<input type="checkbox"/> A <input type="checkbox"/> B
<input type="checkbox"/> LH		<input type="checkbox"/> Fixed <input type="checkbox"/> Swing-Away	<input type="checkbox"/> A <input type="checkbox"/> B

- ☐ **Contoured pads**

	Size (cm)	1	2	3	4
	H	6	7	8	10
	L	9.5	11	13	16

Side	Size	Bracket type*	Bracket shape
<input type="checkbox"/> RH		<input type="checkbox"/> Fixed <input type="checkbox"/> Swing-Away	<input type="checkbox"/> A <input type="checkbox"/> B
<input type="checkbox"/> LH		<input type="checkbox"/> Fixed <input type="checkbox"/> Swing-Away	<input type="checkbox"/> A <input type="checkbox"/> B

*In the technical information at the end of this form you can find the dimensions reachable with the two types of brackets (A type = L/90° Bracket; B type = 2.5 cm Offset Bracket)

Belts and Harnesses (values expressed in cm, see details in the technical information)

- ☐ **Chest pad**

	Size	HxL
	<input type="checkbox"/> 1	(8x10)
	<input type="checkbox"/> 2	(9x13)
	<input type="checkbox"/> 3	(10x13)

- ☐ **Dynamic Abduction Harness**

	<input type="checkbox"/>	XS (2)*
	<input type="checkbox"/>	S (3)*
	<input type="checkbox"/>	M (4)*

- ☐ **Pelvic belt**

	Size	HxL
	<input type="checkbox"/> 1	(6x11)
	<input type="checkbox"/> 2	(7x13)
	<input type="checkbox"/> 3	(7x15)

- ☐ **Dynamic Butterfly Harness**

	<input type="checkbox"/>	XS (2)*
	<input type="checkbox"/>	S (3)*
	<input type="checkbox"/>	M (4)*

- ☐ **Jacket Harness**

	<input type="checkbox"/>	XS (2)*
	<input type="checkbox"/>	S (3)*
	<input type="checkbox"/>	M (4)*

- ☐ **Contoured Pelvic Belt**

	Size	HxL
	<input type="checkbox"/> 1	(6x11)
	<input type="checkbox"/> 2	(8x15)
		Value H is referred to the height of the central part of the pad

*The number in the brackets is referred to the relevant Ermes size. Therefore it is **advisable** to combine the default size.

Hardrest with multi-axial joint and multi-adjustable arm

- Confort** with
☐ detachable hardware
☐ fixed hardware

	<input type="checkbox"/>	S
	<input type="checkbox"/>	M
	<input type="checkbox"/>	G

- Anatomic** with
☐ detachable hardware
☐ fixed hardware

	<input type="checkbox"/>	XS
	<input type="checkbox"/>	S
	<input type="checkbox"/>	M

- 3 piece pads supportive headrest** with
☐ detachable hardware
☐ fixed hardware

	<input type="checkbox"/> 1	(7x13)
	<input type="checkbox"/> 2	(9x20)
		values expressed in cm of the occipital pad only

Other accessories



Knee elevating legrest ☐ RH ☐ LH
(with cover for angle knee)

separate footplates: ☐ RH ☐ LH

Footplate options: slotted separate footplates: ☐ RH ☐ LH

☐ footboard (it does not allow asymmetry, adduction and abduction)



☐ **Shoes Holders**



Calf support ☐ RH ☐ LH

☐ **Calf panel** (it does not allow asymmetry, adduction and abduction)

Lateral supporting pad for legs ☐ RH ☐ LH

☐ **Padded anterior/posterior Calf strap**

☐ **Padding for separate footplates**

☐ **Padding for footboard**

Elbow lateral-posterior support ☐ RH ☐ LH

☐ **Grey detachable Tray**
with body contouring recess and edges

☐ standard version

☐ larger version for daily activities

☐ **Transparent detachable Tray**
with body contouring recess and edges
(only standard version)

N.B.: the dimensions of the tray in the standard grey color version and those of the transparent tray are the same, the naming changes (the size 2 of the grey tray will be the size 1 of the transparent tray, 3->2, 4->3)

standard version dimensions

	Size (cm)	L	P	P1
	2 (for Ermes size 2)	40	35	12
	3 (for Ermes size 3)	48	40	13.5
	4 (for Ermes size 4)	58	45	15.5

larger version for daily activities dimensions

	Size (cm)	L	P	P1
	1 (for Ermes size 2)	50	45	13.7
	2 (for Ermes size 3)	60	50	15.4
	3 (for Ermes size 4)	68	55.6	19.3

Padding of the tray ☐ upper ☐ lower

Interface kits for the frames

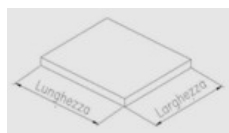
(compatibility with other bases not manufactured by Pro Medicare Srl is under the responsibility of the professional user)



☐ **Male interface plate** (to mount under the Ermes seat)



☐ **Female interface plate** (to mount on other frames)



☐ **Solid base for interface plate fixing**

In this case, please indicate: Width _____; Depth _____;



NOTES for the positioning _____

Note: the base does not include the kit for mounting on the frame; for special requests please contact the Technical-Sales Department



☐ **Complete male/female interface plate**

TECHNICAL INFORMATION

Ermes		Size 2	Size 3	Size 4
Width of the Seat (cm)		≤25	18-28	22-35
Depth of the Seat (cm)		19-26	22-34	31-43
Height of the trunk (cm)		26-38	33-45	41-53
Width of the thorax (cm)	bracket A	19-25	22-28	27-33
	bracket B	14-20	17-23	22-28
Max abduction of the leg (°)		16	16	16
Max adduction of the leg (°)		16	16	16
Popliteal Space to footplate Length (cm)* <i>* if the elevating knee angle is provided</i>		8-19	8-29	8-39
Height of the arm support (cm)		14-19	20-26	20-26
Backrest Reclining (°)		-3+20	-3+20	-3+20
Ermes load (kg)		25	35	50
Ermes weight (kg)		5.2	8.1	12.1
Contoured hip guide		Size 2	Size 3	Size 4
	H	6.5	7	8
	P	17	20	23
Flat arm support		Size 2	Size 3	Size 4
	L	7.5	7.5	8.5
	P	17	20	23
Note: the postural unit for armrest and the lateral hip pad are combined to the relative size of Ermes and are not interchangeable				

Note



PRO MEDICARE S.r.l.
 Via Montagna Z.I. Lotto 41-72023 Mesagne (Br)-ITALY
 Tel: +39-0831-777840 Fax:+39-0831-730739
 Website: www.promedicare.eu e-mail: sales@promedicare.it